

VEHICLE SYSTEM CONTROLLER

MODEL 1310

CURTIS

Application

The Curtis Model 1310 Vehicle System Controller provides a single-point "Master" control of multiple vehicle functions. Model 1310 can be applied to electric vehicles, non-electric vehicles or stationary control systems.

Features

Powerful and Flexible Vehicle Control System

- High I/O count, FLASH memory, CAN bus and an easy to use programming language (VCL) are merged to create the ideal electric vehicle system controller.

CAN Technology and powerful software allows customized vehicle performance

- The powerful, user-friendly programming language, VCL (Vehicle Control Language), developed by Curtis, allows custom software to be quickly and easily developed by an OEM for unique applications.
- FLASH memory allows easy field upgrades and customization on the assembly line.
- CAN open compatible communication protocol provides control and feedback to Curtis CAN-based Motor Controllers, as well as many other CAN-based control products.
- Extended Software functions of VCL simplify the integration of OEM requirements (BDI, Hour Meters, PID, RAMP, Throttle, CAN etc.).

Comprehensive Input and Output Selection

- Two analog outputs (0 to 10 volts at up to 20 mA).
- Serial Port for communication with the Curtis Programmer or optional Curtis Model 840 "Spyglass" display.
- Two quadrature encoder inputs.
- Up to 22 Digital Switch Inputs and up to 16 Output Channels (up to 3 amps sink per channel) are available to a maximum input/output combination of 22 channels.
- Two proportional valve control outputs are available (16 output model only).
- Four software-configurable analog input channels available for any combination of 2- and 3-wire pot inputs or 0 to 5 volt inputs.
- Real-Time Clock with battery back-up (option).

DESCRIPTION

Curtis Model 1310 Vehicle System Controller works in conjunction with Curtis CAN-based motor controllers and other CAN open devices. It uses the industry standard 2 wire CAN-bus technology. 1310 integrates direct digital and analog signals with application - specific software .

WARRANTY

2 year Limited Warranty
(see terms of sale for specifics)

CURTIS INSTRUMENTS, INC.

200 KISCO AVENUE
MT. KISCO, NY 10549
USA
TEL (914) 666-2971
FAX (914) 666-2188

CURTIS PMC

235 EAST AIRWAY BLVD.
LIVERMORE, CA 94550
USA
TEL (925) 961-1088
FAX (925) 961-1099

CURTIS INSTRUMENTS, (UK) LTD.

5 UPPER PRIORY STREET
NORTHAMPTON NN1 2PT, ENGLAND
TEL 44 (0) 1604-629755
FAX 44 (0) 1604-629876

CURTIS INSTRUMENTS INDIA PRIVATE LTD.

1199, GHOLE ROAD
PUNE 411004, INDIA
TEL 91 (0) 20-5531288
FAX 91 (0) 20-5539192

Features...continued

Standard Safety and Protection Capabilities

- Built-in coil flyback diodes.
- Two user-programmable LED's available for error codes or other user-specified purposes.
- Software and hardware watchdog circuits ensure proper software operation.
- Diagnostic and test information can be output through the serial port , CAN-bus port and/or LED's.
- Positive battery connections for all input and driver outputs.

Meets U.S. and International Regulations

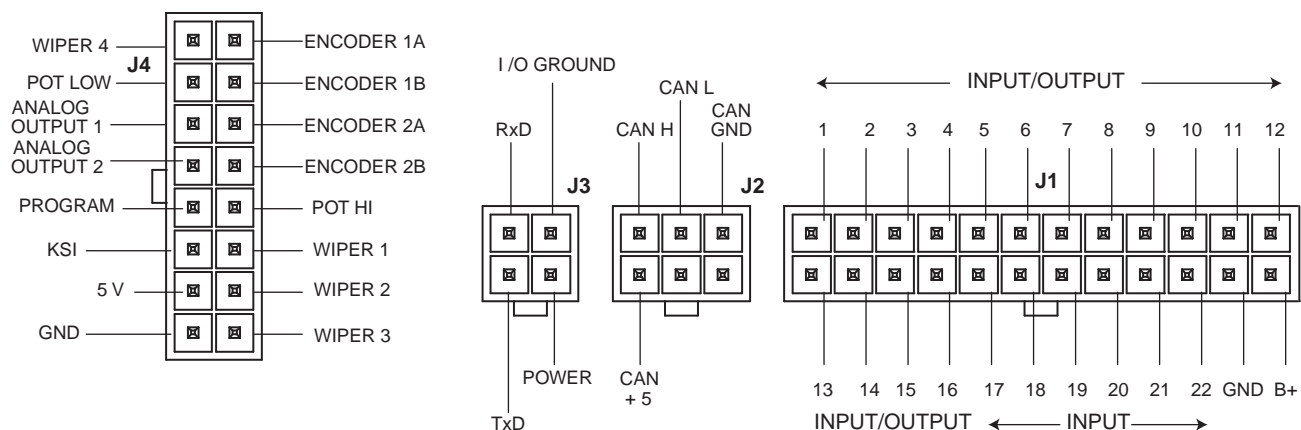
- The Curtis Model 1310 Vehicle System Controller is designed to meet:
 - EN50081-1: 1992 for EMI Emissions
 - EN 50082-2:1995 for EMC Immunity
 - EN 1175-1:1998
 - VDE 0117:1991
 - IP 42 Rated
 - Enclosure Rated for Flammability Class UL 94-V0.

Model Chart

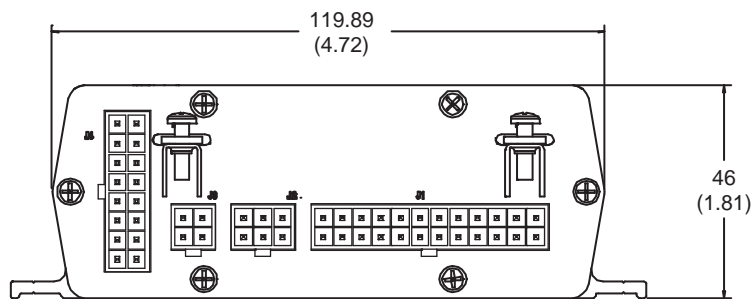
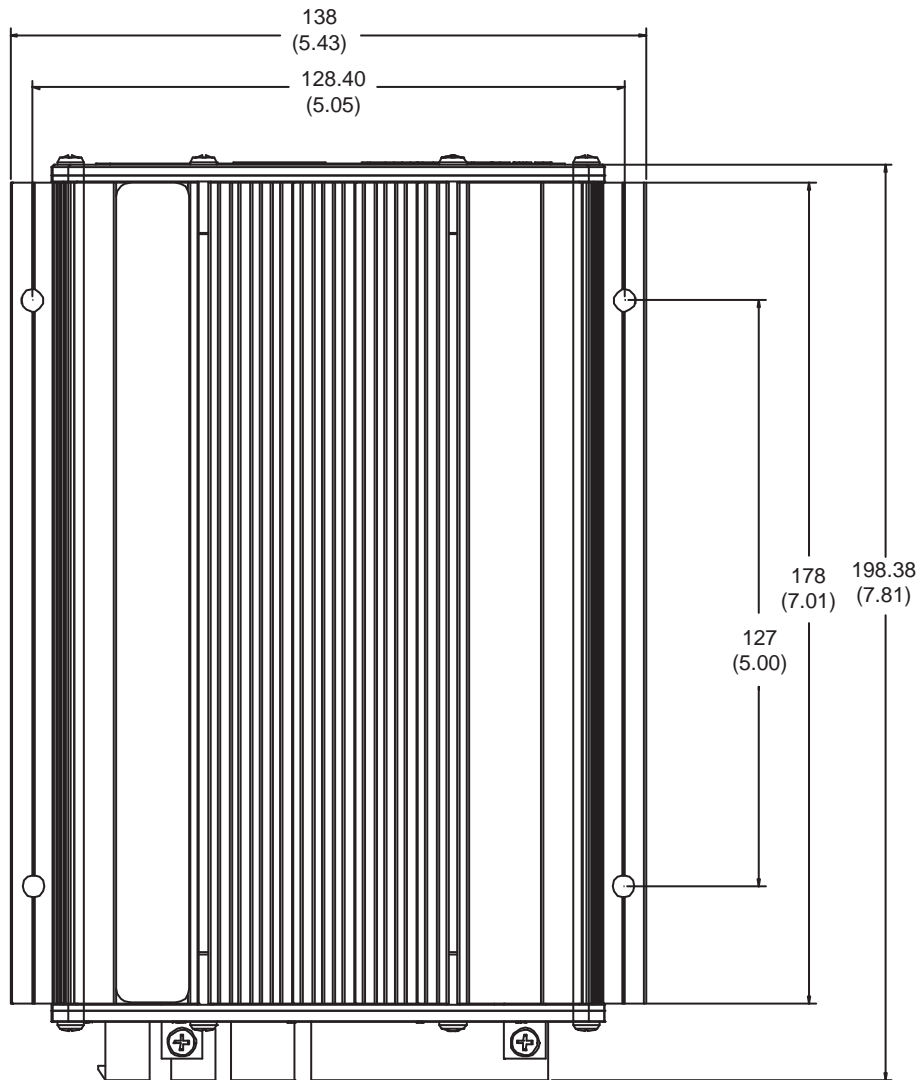
Model Number	Voltage Rating (volts)	Input Interfaces	Driver Output Interfaces*	Proportional Valve Outputs*	Analog Interfaces	Potentiometer Inputs	Encoder Inputs	Real-Time clock
1310-5101	24-48	22	0	0	2	4	2	no
1310-5201	24-48	14	8	0	2	4	2	no
1310-5301	24-48	6	14	2	2	4	2	yes
1310-6101	48-96	22	0	0	2	4	2	no
1310-6201	48-96	14	8	0	2	4	2	no
1310-6301	48-96	6	14	2	2	4	2	yes

* The total combination of input interfaces, Driver Outputs and proportional valve outputs may not exceed 22. Use of an output reduces the number of inputs by one.

Connector Diagram



Dimensions for all models: mm (inches)



Wiring Diagram

